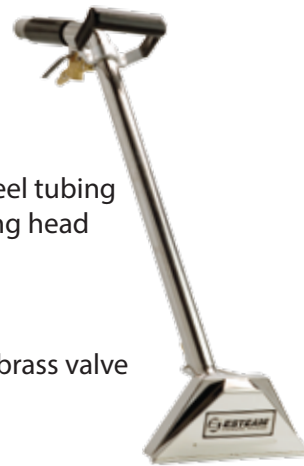



36" Stair Tool



- 1½" Stainless steel tubing
- 10" wide cleaning head
- Dual jet
- Heat shield
- D-handle
- 1000 PSI rating brass valve soft opening

255-116

30" Swivel Stair Tool



- 1½" Stainless steel tubing
 - 9¾" Swivel cleaning head
 - Single jet
 - Heat sleeve
 - 500 PSI rating
- *Special Order Item*

255-110

**Special Order Items - Allow 4-6 weeks for delivery*

Hard Surface Tools

SX-15 CLEANING TOOL

250-007

- 15" Cleaning head
- Tool-less design makes changing the boots a breeze
- Toe adjustable vacuum relief lets you adjust the suction easily
- Low Profile
- Easy access inline filter
- Lightweight construction




Scrubber Squeegee Wand

250-210

- 1½" Stainless steel tubing
 - 16" Stainless steel cleaning head with squeegee
 - Single jet
 - Heat shield
 - D-handle
 - 300 PSI rating
- *Special order item*



3750 - 19th Street N.E. Calgary, Alberta, Canada T2E 6V2
 Toll Free: 1-800-653-8338 Tel: 403-291-7050 Fax: 403-291-0546
 Website: www.esteem.com

Printed in Canada 
2019

WANDS


By Esteam Cleaning Systems



3750 - 19th Street N.E. Calgary, Alberta, Canada T2E 6V2
 Toll Free: 1-800-653-8338 Tel: 403-291-7050 Fax: 403-291-0546
 Website: www.esteem.com

1½" Stainless Steel Dual Jet S-Bend Wand


250-008



- 1½" Stainless steel tubing
- 12" Stainless steel cleaning head
- Dual jet
- S-bend, low profile
- Heat shield
- D-handle
- 1200 PSI rating
- Portable or truckmount use

Flood Extraction Wand

250-009



- 1½" Stainless steel tubing
- 12" wide head
- D-handle
- S-bend
- No valve, jets or solution hose, strictly for flood extraction

1½" Aluminum Head Low Pressure Single Jet Wand


250-010



- 1½" Stainless steel tubing
- 12" Aluminum cleaning head
- Single jet
- D-handle
- 120 PSI rating
- *Special Order Item

1¼" Stainless Steel Low Pressure Single Jet Wand

250-015



- 1¼" Stainless steel tubing
- 9¾" Stainless steel cleaning head
- Single jet
- 120 PSI rating
- *Special Order Item

1½" Stainless Steel Low Pressure Single Jet Wand

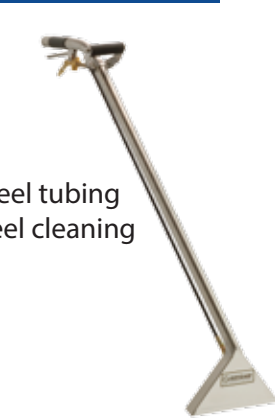

250-020



- 1½" Stainless steel tubing
- 12" Stainless steel cleaning head
- Single jet
- D-handle
- 120 PSI rating
- *Special order item

1½" Stainless Steel High Pressure Single Jet

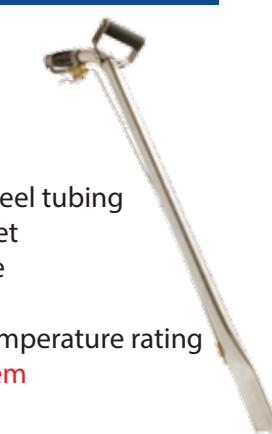
250-030



- 1½" Stainless steel tubing
- 12" Stainless steel cleaning head
- Single jet
- Heat shield
- D-handle
- 800 PSI rating
- *Special order item

56" Crevice Tool

255-205



- 1½" Stainless steel tubing
- Internal spray jet
- Vacuum release
- Heat shield
- 500 PSI high temperature rating
- *Special order item

1¾" Quad Jet Truckmount Wand

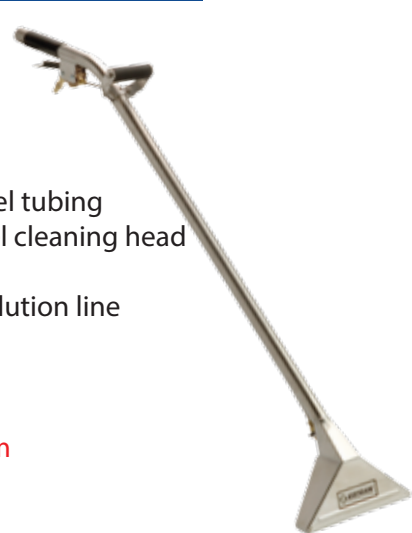
250-017



- 1¾" Stainless steel tubing with connection for 2" vacuum hose
- 12" Stainless steel cleaning head
- 4 jets (80001) with splash guard
- S-bend, low profile
- Heat shield
- D-handle
- 1500 PSI rating S.S. valve - soft opening
- *Special Order Item

1½" Single Jet Truckmount Wand

250-065



- 1½" Stainless steel tubing
- 12" Stainless steel cleaning head
- Single jet
- Stainless steel solution line
- Heat shield
- D-handle
- 800 PSI rating
- *Special Order Item

1½" Dual Jet S-Bend Truckmount Wand

250-055



- 1½" Stainless steel tubing
- 12" Stainless steel cleaning head
- Dual jet
- Stainless steel solution line
- S-bend, low profile
- Heat shield
- D-handle
- 800 PSI rating

2" Titanium Truckmount Wand

250-050



- 2" Titanium tubing
- 12" Titanium cleaning head
- Carpet glide
- 3 Jets
- Stainless steel solution line
- S-bend, low profile
- Heat shield
- D-handle
- 800 PSI rating



*Special Order Items - Allow 4-6 weeks for delivery